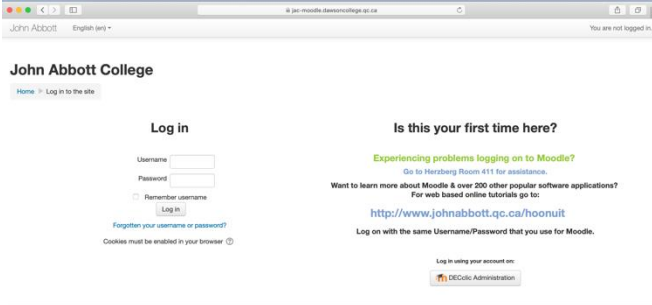


How to login into moodle

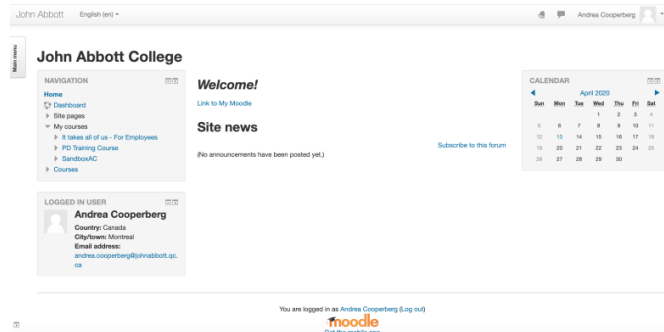
Revised procedures due to COVID-19

Option 1:

1. Go to <https://moodle.johnabbott.qc.ca/login/index.php>
2. Enter your Student Id number as your Username
3. Enter the password you use for Office 365 at office.com

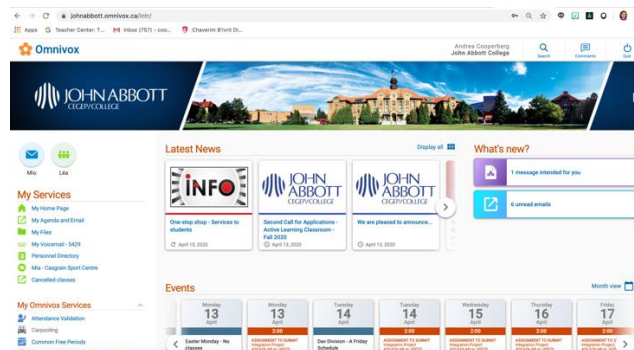


4. You should be able to see your courses:

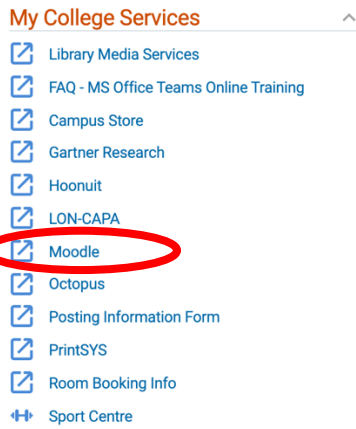


Option 2:

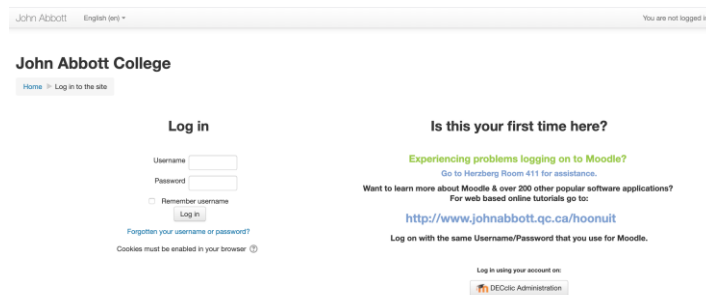
1. Go to Omnivox: <https://johnabbott.omnivox.ca/>



2. Go to My College Services and click on **Moodle**



3. Enter your Student Id number as your Username
4. Enter the password you use for Office 365 at office.com



5. You should be able to see your courses

